

# 5027-A

# AIR APPLIED CALIPER DISC BRAKE

## KEY BENEFITS

Bronze & stainless steel construction

Easily changed brake pads

Well matched to Kobelt's standard range of 2" x 4" ventilated discs

## Putting you in control.

For over three decades, Kobelt has been manufacturing air applied disc brakes using a double diaphragm design for accurate braking control. Constructed of bronze and stainless steel, Kobelt's disc brakes are built to last in the harshest conditions.

Available with several options, these caliper disc brakes are well suited for service braking applications on winches, pleasure craft and other light duty applications.

## SPECIFICATIONS

PART NO.	NORMAL FORCE	ACTUATOR VOLUME
5027-A	20,220 lbs [90.0 kN]	86 in <sup>3</sup> [1405 cc]
5027-A20	14,000 lbs [62.3 kN]	52 in <sup>3</sup> [846 cc]

Maximum Pressure: 100 psi [6.9 bar]

Port Size: ¼ NPT

Temperature Range: -40°F...+131°F  
-40°C...+55°C

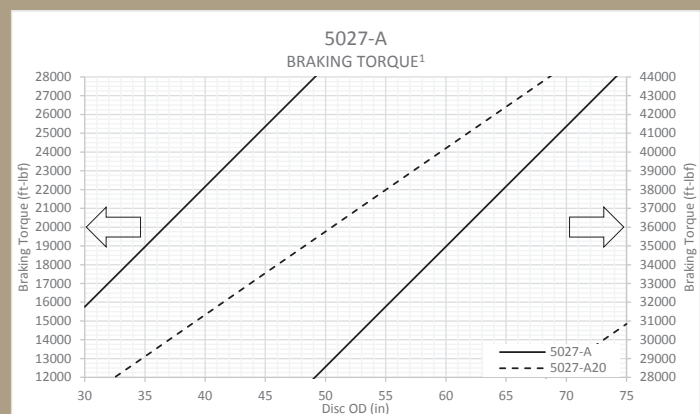
Disc Thickness: 2 in [51 mm]

Minimum Disc Diameter: 28 in [711 mm]

Maximum Disc Diameter<sup>2</sup>: 75 in [1905 mm]

Pad Life: 4630 hp-hr [3454 kw-hr]

Weight: 194 lbs [88.0 kg]

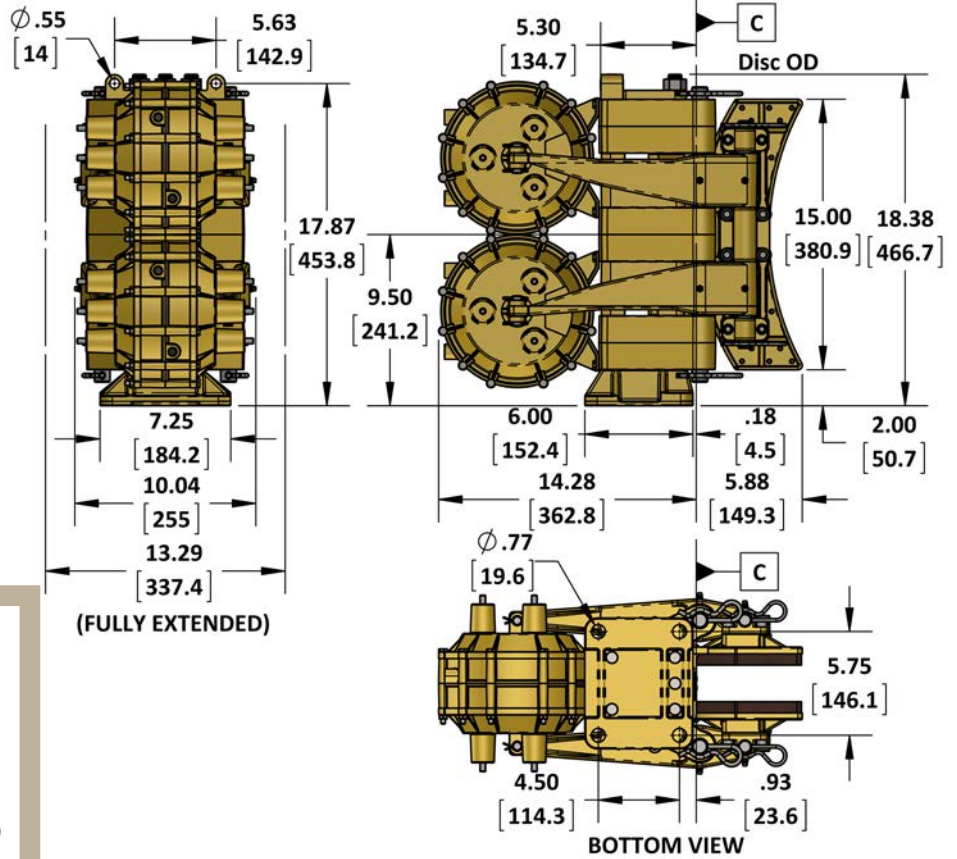


<sup>1</sup> Values in this chart are theoretical and for reference only. They are based on properly bedded and burnished linings acting on a ductile iron rotor at 20°C and manufactured to required specifications.

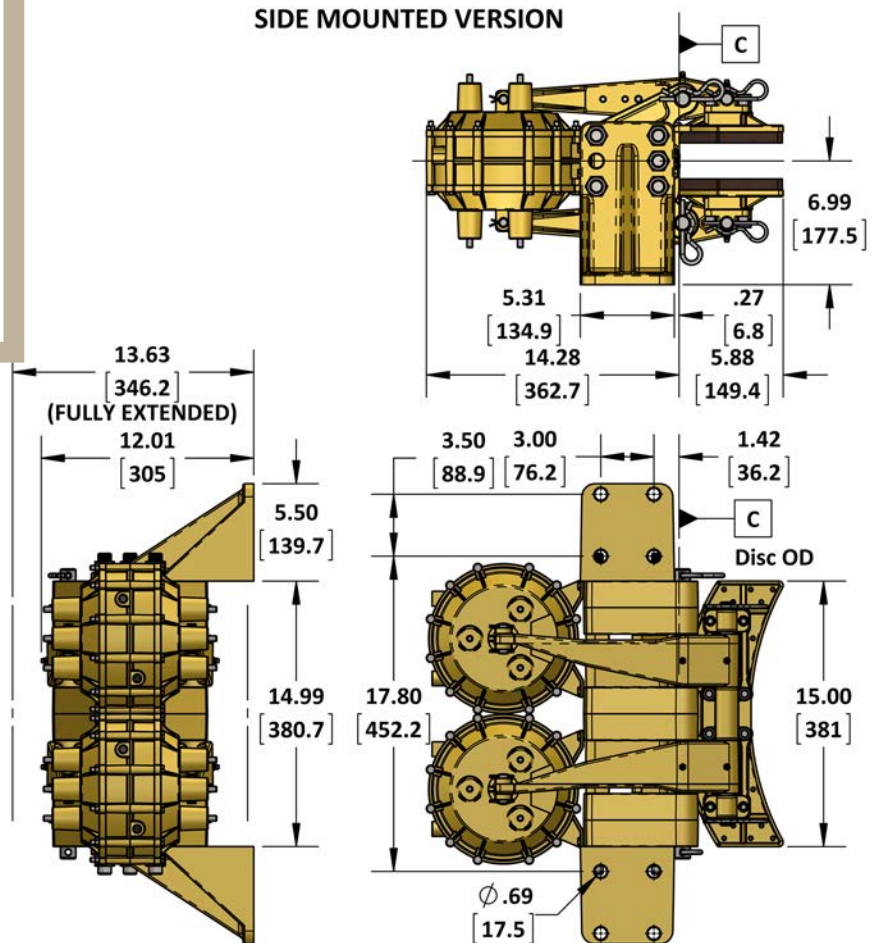
<sup>2</sup> Requires a minimum 5.12 in [130 mm] wide face.

# SPECIFICATIONS

## FOOT MOUNTED VERSION



## SIDE MOUNTED VERSION



### Brake Model Code Key

5027-A [ ] - [ ] - [ ] - [ ]

#### Friction material

- (blank) = standard
- N = non-sparking
- C = low COF (.12-.15)
- E = mid COF (.25-.28)

#### Disc thickness

- (blank) = 2.000 in
- 175 = 1.750 in
- 150 = 1.500 in
- 125 = 1.250 in
- 100 = 1.000 in

#### Mounting code

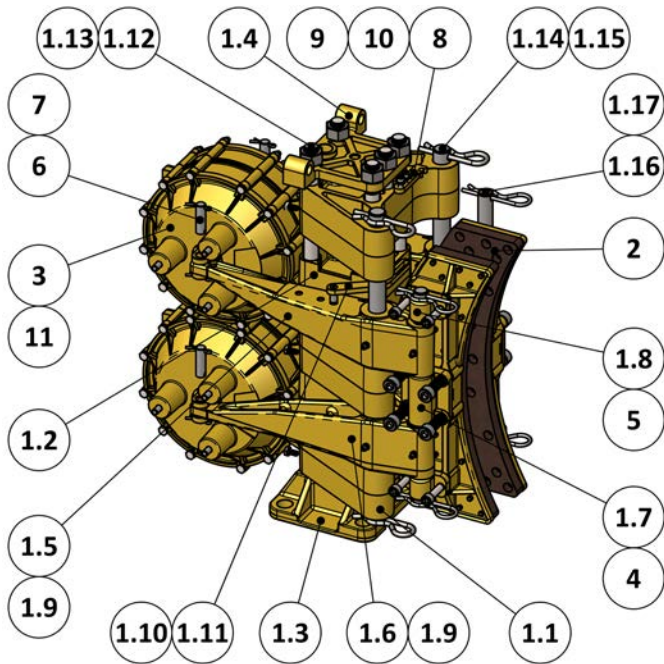
- (blank) = foot mounted
- W = side mounted

#### Actuator code

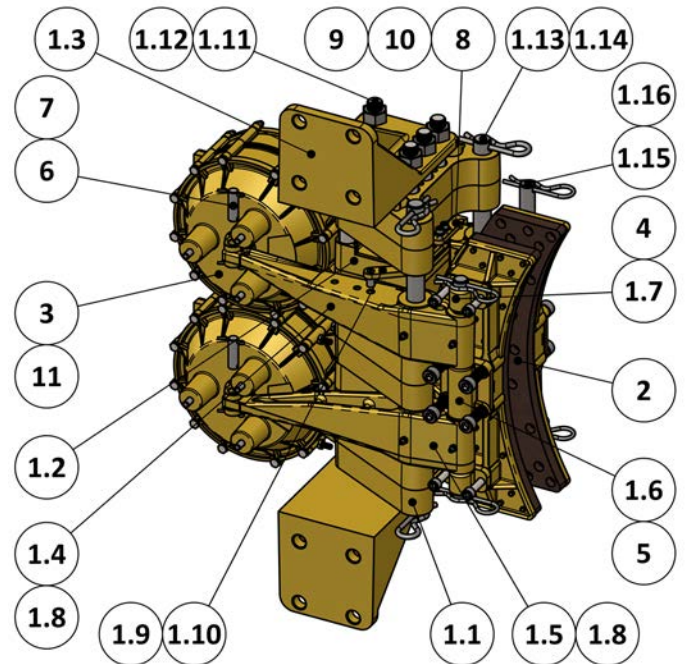
- (blank) = 30 sq.in.
- 20 = 20 sq.in.

# PARTS LISTING

## 5027-A Caliper Brake



## 5027-AW Caliper Brake

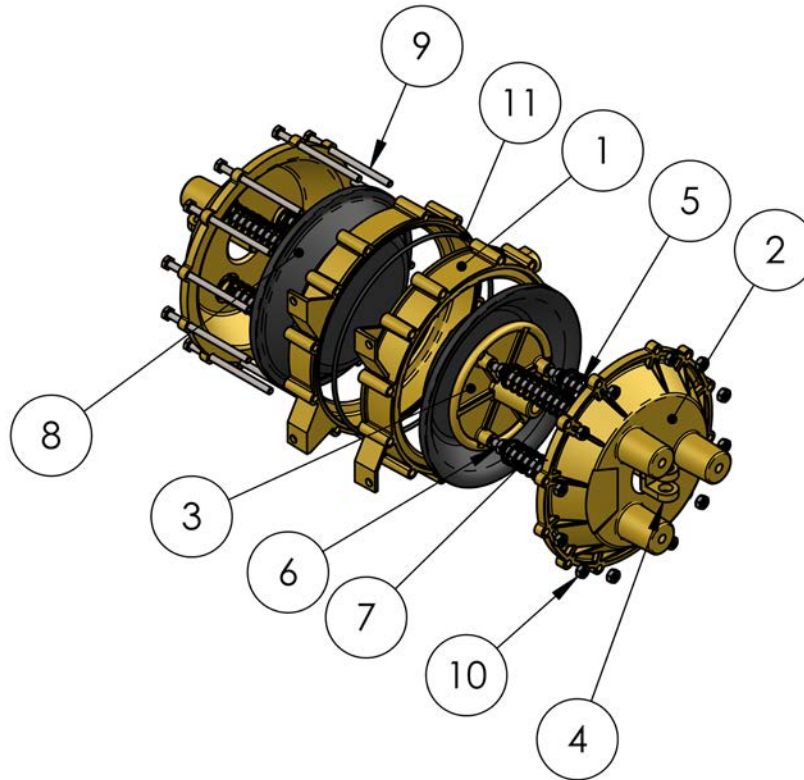


ITEM	QTY.	PART NUMBER	5027-A DESCRIPTION
1	1	5027-SUB	SUB-ASSEMBLY, 5027 CALIPER
1.1	3	5024-0002	SADDLE, 5024 CALIPER
1.2	2	5024-0003	SPACER, 5024 CALIPER
1.3	1	5024-0001	FOOT, 5024 CALIPER
1.4	1	5027-0100	TOP SUPPORT, 5027 CALIPER
1.5	2	5026-0004-L	LEVER ARM, LEFT, 5026 CALIPER
1.6	2	5026-0004-R	LEVER, RIGHT, 5026 CALIPER
1.7	2	5026-0013	PIVOT BLOCK, CENTER, 5026 CALIPER
1.8	4	5026-0014	PIVOT BLOCK, OUTER, 5026 CALIPER
1.9	8	1501-0301	GREASE NIPPLE, 1/4-28
1.10	2	5024-0026	LINK PIN, 5024 - 5026 CALIPERS
1.11	2	5024-0011	BALANCING LINK NO. 1, 5024 CALIPER
1.12	5	5027-0023	TIE ROD, 5026 & 5027 CALIPER
1.13	5	1022-0117	NUT, HEX, 3/4-10 UNC, Gr 18-8
1.14	2	5027-0022	SADDLE PIN, 5027 CALIPER
1.15	4	1039-0470	HITCH PIN, 1/4 X 4-1/4, STEEL
1.16	2	5027-0021	SHOE PIN, 5027 CALIPER
1.17	4	1039-0352	HITCH PIN, 5/16 X4, STEEL
2	2	5027-LS	SHOE ASSEMBLY, 5/8" K5, 5027 CALIPER
3	2	6130	AIR APPLIED ACTUATOR, 6130
4	8	1002-1420	SCREW, SKT HD, 1/2-13 UNC X 1-1/4, SS
5	8	1002-1220	SCREW, SKT HD, 3/8-16 UNC X 1-1/4, SS
6	4	6230-0010	CLEVIS PIN, 1/2" DIA
7	8	1026-0516	COTTER PIN, 1/8" X 1", SS
8	2	5024-0012	BALANCE LINK NO. 2, 5024 CALIPER
9	4	1023-0232	WASHER, FLAT, TYPE B NARROW, 1/4 in
10	4	1002-1010	SHCS, 1/4-20 UNC X 5/8 LG, 18-8 SS
11	8	1001-1008	SCREW, HEX HD, 1/4-20 UNC X 1/2, SS

ITEM	QTY.	PART NUMBER	5027-AW DESCRIPTION
1	1	5027-SUB-SW	SUB-ASSEMBLY, 5027 CALIPER
1.1	3	5024-0002	SADDLE, 5024 CALIPER
1.2	2	5024-0003	SPACER, 5024 CALIPER
1.3	2	5027-0200	SIDE MOUNT FOOT, 5027 CALIPER
1.4	2	5026-0004-L	LEVER ARM, LEFT, 5026 CALIPER
1.5	2	5026-0004-R	LEVER, RIGHT, 5026 CALIPER
1.6	2	5026-0013	PIVOT BLOCK, CENTER, 5026 CALIPER
1.7	4	5026-0014	PIVOT BLOCK, OUTER, 5026 CALIPER
1.8	8	1501-0301	GREASE NIPPLE, 1/4-28
1.9	2	5024-0026	LINK PIN, 5024 - 5026 CALIPERS
1.10	2	5024-0011	BALANCING LINK NO. 1, 5024 CALIPER
1.11	5	5027-0023	TIE ROD, 5026 & 5027 CALIPER
1.12	10	1022-0117	NUT, HEX, 3/4-10 UNC, Gr 18-8
1.13	2	5027-0022	SADDLE PIN, 5027 CALIPER
1.14	3	1039-0470	HITCH PIN, 1/4 X 4-1/4, STEEL
1.15	2	5027-0021	SHOE PIN, 5027 CALIPER
1.16	4	1039-0352	HITCH PIN, 5/16 X4, STEEL
2	2	5027-LS	SHOE ASSEMBLY, 5/8" K5, 5027 CALIPER
3	2	6130	AIR APPLIED ACTUATOR, 6130
4	8	1002-1220	SCREW, SKT HD, 3/8-16 UNC X 1-1/4, SS
5	8	1002-1420	SCREW, SKT HD, 1/2-13 UNC X 1-1/4, SS
6	4	6230-0010	CLEVIS PIN, 1/2" DIA
7	8	1026-0516	COTTER PIN, 1/8" X 1", SS
8	2	5024-0012	BALANCE LINK NO. 2, 5024 CALIPER
9	4	1023-0232	WASHER, FLAT, TYPE B NARROW, 1/4 in
10	4	1002-1010	SHCS, 1/4-20 UNC X 5/8 LG, 18-8 SS
11	8	1001-1008	SCREW, HEX HD, 1/4-20 UNC X 1/2, SS

# PARTS LISTING

## 6130 Actuator



ITEM	QTY.	PART NUMBER	6130 DESCRIPTION
1	2	6130-0002	CENTRE HOUSING, 6130 ACTUATOR
2	2	6130-0001	END CAP, 6130 ACTUATOR
3	2	6130-0003	DIAPHRAGM WASHER, 6130 ACTUATOR
4	2	6130-0005	CLEVIS, 6130 ACTUATOR
5	6	6130-0007	GUIDE PIN, 6130 ACTUATOR
6	6	1022-0211	NUT, JAM, 5/16-18 UNC, SS
7	6	1201-0162	SPRING, COMPRESSION, .830 OD X .080 WIRE X 4.43 L
8	2	1105-0030	DIAPHRAGM, NO. 30 SIZE
9	12	1001-1064	SCREW, HEX HD, 1/4-20 X 4 LG, GR 18-8
10	12	1022-0110	NUT, HEX, 1/4-20 UNC, SS
11	1	1101-1265	O-RING, 7-3/4 ID X 1/8 THK, NBR70

Note: Parts lists are applicable to standard models only.