

Bilge Pumps



Mk 5 Sanitation Pump
5 Year Warranty

MK 5 Sanitation Pump

Toilet Waste Pump

- Can be mounted in various orientations / positions
- Fully protected diaphragm
- Inspection port ensures easy maintenance (no tools required)
- Odour-proof seals
- White casing for colour matching
- Chemical-resistant Nitrile gaskets
- Compatible for use with diverter valves - Whale Diverter Valve (DV5606 see page 51)

Typical Uses

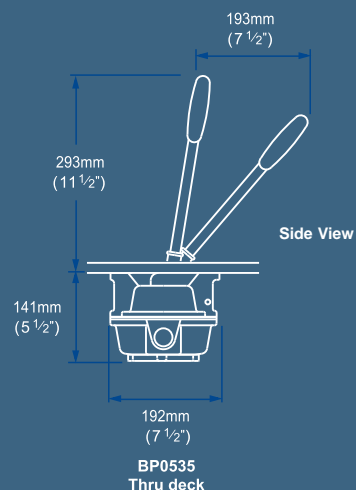
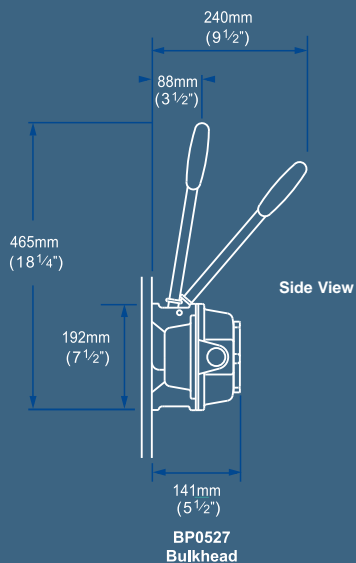
- Toilet flush
- Holding tank pump out
- Emergency bilge pump out

Model Specifications

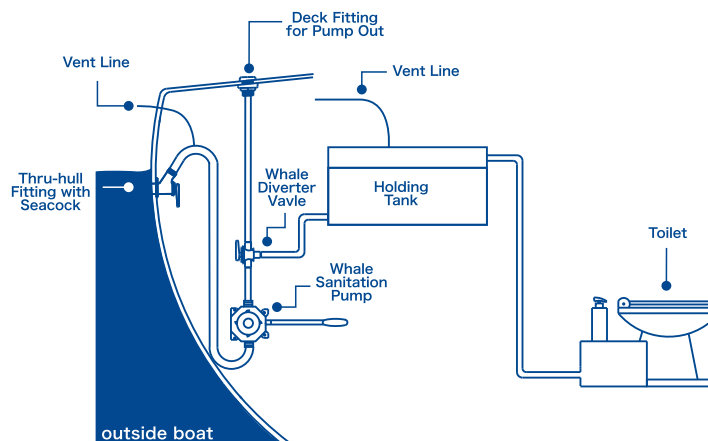
Model	Mk5 Bulkhead	Mk5 Thru Deck
Product Code	BP0527	BP0535
Weight	1.17 kg (2.6 lbs)	
Hose Connections	38 mm (1½") Hose Connections	
Materials	Pump Body: Glass-filled Polypropylene, Acetal Diaphragm and Seals: Nitrile, Operating Lever: Glass-filled Nylon Handle, Spring and Fasteners: Stainless Steel	
Materials In Contact With Fluid	Glass-filled Polypropylene, Acetal, Nitrile, Stainless Steel	
Service Kit	AK8050 - Service Kit for Mk5 Sanitation Contains: Diaphragms, Valves and Circlips	
Accessories	DP9905 - Deck Ring - for BP0535 only	
Maximum Suction Lift	4.5 m (15 ft)	
Maximum Discharge Head	4.5 m (15 ft)	

Performance Data

Suction Lift	1 m (3 ft)
Discharge Head	0.5 m (1.5 ft)
45 Strokes per Minute	42 ltrs (11 US gals)
70 Strokes per Minute	66 ltrs (17.5 US gals)



Typical Installation



Note: Where discharge is below the water line, a siphon break must be fitted.